

Microsoft[®] Virtual Labs

Module 2: Site Structure and Branding

Microsoft[®]

Table of Contents

AdventureWorks Module 2: Site Structure and Branding	1
Exercise 1 Building a Master Page Template	2

AdventureWorks Module 2: Site Structure and Branding

Objectives

After completing this lab, you will be better able to:

- Create a minimal Master Page and an Alternative Master Page
- Change the site Master Page to use AWAlternative.master
- Adding a Content Query Web Part to the Master Page

Scenario

The purpose of this lab is to teach you how to brand a SharePoint publishing site. The lab will explore the relationship between Master Pages, Page Layouts, Content Types, Site Columns, Field Controls, Web Part Zones and Web Parts. You will learn how to build a Master Page template based on a minimal Master Page, making sure that it includes all the necessary controls required to render default pages. You will then learn how to customize a Master Page template by embedding a Content Query Web Part directly in to the page.

Once you have a functional Master Page, you will learn how SharePoint manages content through Content Types and Site Columns. You will then design a Page Layout based on a Travel Advisory Content Type. Finally, you will enhance the design of your Page Layout by adding a Web Part Zone and an RSS Viewer Web Part.

Throughout this lab you will learn how to use SharePoint Designer and a web browser to work with Master Pages, Page Layouts, Content Types, Site Columns, Field Controls, Web Part Zones and Web Parts.

Estimated Time to Complete This Lab

60 Minutes

Computers used in this Lab



Image014-5

The password for the Administrator account on all computers in this lab is:
pass@word1


Exercise 1

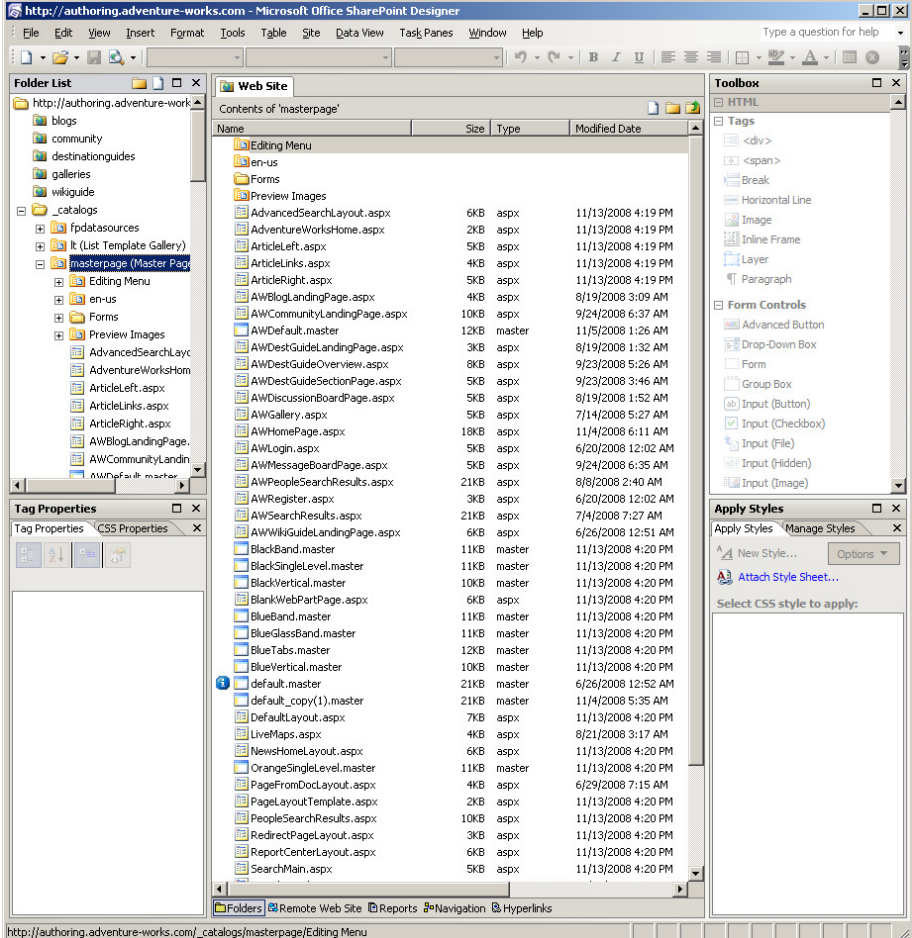
Building a Master Page Template

Scenario

Master Page templates are used to control the overall look and feel of a SharePoint publishing site. Master Page templates typically include site ‘chrome’, navigation and standard disclaimers. All pages in a SharePoint publishing site inherit their look and feel from the site Master Page template. There can be one or more Master Page templates per Site Collection and each site can either inherit a Master Page template from its parent site or can specify a unique Master Page template.

In this exercise, you will learn how to build a Master Page template by combining the key elements of the minimal.master Master Page with a skeleton outline of the Adventure Works sample site. You will deploy your custom Master Page and change the Adventure Works sample site settings to use your new Master Page. You will then learn how to customize the Master Page by adding a Content Query Web Part and configuring the Web Part to show an aggregation of Destination Guides.

Tasks	Detailed Steps
<p>Complete the following tasks on:</p>  Image014-5	<ol style="list-style-type: none"> a. Select Start Menu All Programs Microsoft Office Microsoft Office SharePoint Designer 2007. b. In SharePoint Designer, select File Open Site ... c. Enter http://authoring.adventure-works.com into the site name box and click Open. <p><i>Note: When using SharePoint Designer, always use the Windows authentication version of the site, otherwise you may encounter problems.</i></p> <ol style="list-style-type: none"> d. If prompted, login as litwareinc\administrator, password pass@word1. e. In the Folder List window, you can see the site structure. Expand the _catalogs folder then expand and select the masterpage (Master Page Gallery) folder. You will see a list of all the Master Page and Page Layout templates available within this site. Note that there is only one Master Page Gallery per site collection.

Tasks	Detailed Steps																																																																																																																																																																																
	 <p>The screenshot shows the SharePoint Designer interface. On the left, the 'Folder List' pane shows a tree structure with 'masterpage (Master Page)' selected. The main window displays a table of files in the 'Contents of masterpage' folder:</p> <table border="1"> <thead> <tr> <th>Name</th> <th>Size</th> <th>Type</th> <th>Modified Date</th> </tr> </thead> <tbody> <tr><td>Editing Menu</td><td></td><td></td><td></td></tr> <tr><td>en-us</td><td></td><td></td><td></td></tr> <tr><td>Preview Images</td><td></td><td></td><td></td></tr> <tr><td>AdvancedSearchLayout.aspx</td><td>6KB</td><td>aspx</td><td>11/13/2008 4:19 PM</td></tr> <tr><td>AdventureWorkHome.aspx</td><td>2KB</td><td>aspx</td><td>11/13/2008 4:19 PM</td></tr> <tr><td>ArticleLeft.aspx</td><td>5KB</td><td>aspx</td><td>11/13/2008 4:19 PM</td></tr> <tr><td>ArticleLinks.aspx</td><td>4KB</td><td>aspx</td><td>11/13/2008 4:19 PM</td></tr> <tr><td>ArticleRight.aspx</td><td>5KB</td><td>aspx</td><td>11/13/2008 4:19 PM</td></tr> <tr><td>AWBlogLandingPage.aspx</td><td>4KB</td><td>aspx</td><td>8/19/2008 3:09 AM</td></tr> <tr><td>AWCommunityLandingPage.aspx</td><td>10KB</td><td>aspx</td><td>9/24/2008 6:37 AM</td></tr> <tr><td>AWDefault.master</td><td>12KB</td><td>master</td><td>11/5/2008 1:26 AM</td></tr> <tr><td>AWDestGuideLandingPage.aspx</td><td>3KB</td><td>aspx</td><td>8/19/2008 1:32 AM</td></tr> <tr><td>AWDestGuideOverview.aspx</td><td>8KB</td><td>aspx</td><td>9/23/2008 5:26 AM</td></tr> <tr><td>AWDestGuideSectionPage.aspx</td><td>5KB</td><td>aspx</td><td>9/23/2008 3:46 AM</td></tr> <tr><td>AWDiscussionBoardPage.aspx</td><td>5KB</td><td>aspx</td><td>8/19/2008 1:52 AM</td></tr> <tr><td>AWGallery.aspx</td><td>5KB</td><td>aspx</td><td>7/14/2008 5:27 AM</td></tr> <tr><td>AWHomePage.aspx</td><td>18KB</td><td>aspx</td><td>11/4/2008 6:11 AM</td></tr> <tr><td>AWLogin.aspx</td><td>5KB</td><td>aspx</td><td>6/20/2008 12:02 AM</td></tr> <tr><td>AWMessageBoardPage.aspx</td><td>5KB</td><td>aspx</td><td>9/24/2008 6:35 AM</td></tr> <tr><td>AWPeopleSearchResults.aspx</td><td>21KB</td><td>aspx</td><td>8/8/2008 2:40 AM</td></tr> <tr><td>AWRegister.aspx</td><td>3KB</td><td>aspx</td><td>6/20/2008 12:02 AM</td></tr> <tr><td>AWSearchResults.aspx</td><td>21KB</td><td>aspx</td><td>7/4/2008 7:27 AM</td></tr> <tr><td>AWWikiGuideLandingPage.aspx</td><td>6KB</td><td>aspx</td><td>6/26/2008 12:51 AM</td></tr> <tr><td>BlackBand.master</td><td>11KB</td><td>master</td><td>11/13/2008 4:20 PM</td></tr> <tr><td>BlackSingleLevel.master</td><td>11KB</td><td>master</td><td>11/13/2008 4:20 PM</td></tr> <tr><td>BlackVertical.master</td><td>10KB</td><td>master</td><td>11/13/2008 4:20 PM</td></tr> <tr><td>BlankWebPartPage.aspx</td><td>6KB</td><td>aspx</td><td>11/13/2008 4:20 PM</td></tr> <tr><td>BlueBand.master</td><td>11KB</td><td>master</td><td>11/13/2008 4:20 PM</td></tr> <tr><td>BlueGlassBand.master</td><td>11KB</td><td>master</td><td>11/13/2008 4:20 PM</td></tr> <tr><td>BlueTabs.master</td><td>12KB</td><td>master</td><td>11/13/2008 4:20 PM</td></tr> <tr><td>BlueVertical.master</td><td>10KB</td><td>master</td><td>11/13/2008 4:20 PM</td></tr> <tr><td>default.master</td><td>21KB</td><td>master</td><td>6/26/2008 12:51 AM</td></tr> <tr><td>default_copy(1).master</td><td>21KB</td><td>master</td><td>11/4/2008 5:35 AM</td></tr> <tr><td>DefaultLayout.aspx</td><td>7KB</td><td>aspx</td><td>11/13/2008 4:20 PM</td></tr> <tr><td>LiveMaps.aspx</td><td>4KB</td><td>aspx</td><td>8/21/2008 3:17 AM</td></tr> <tr><td>NewsHomeLayout.aspx</td><td>6KB</td><td>aspx</td><td>11/13/2008 4:20 PM</td></tr> <tr><td>OrangeSingleLevel.master</td><td>11KB</td><td>master</td><td>11/13/2008 4:20 PM</td></tr> <tr><td>PageFromDocLayout.aspx</td><td>4KB</td><td>aspx</td><td>6/29/2008 7:15 AM</td></tr> <tr><td>PageLayoutTemplate.aspx</td><td>2KB</td><td>aspx</td><td>11/13/2008 4:20 PM</td></tr> <tr><td>PeopleSearchResults.aspx</td><td>10KB</td><td>aspx</td><td>11/13/2008 4:20 PM</td></tr> <tr><td>RedirectPageLayout.aspx</td><td>3KB</td><td>aspx</td><td>11/13/2008 4:20 PM</td></tr> <tr><td>ReportCenterLayout.aspx</td><td>6KB</td><td>aspx</td><td>11/13/2008 4:20 PM</td></tr> <tr><td>SearchMain.aspx</td><td>5KB</td><td>aspx</td><td>11/13/2008 4:20 PM</td></tr> </tbody> </table> <p>Below the table, the 'Tag Properties' and 'CSS Properties' panes are visible. At the bottom of the screenshot, the 'Design', 'Split', and 'Code' view buttons are shown, with 'Design' selected.</p> <p>f. Right click the masterpage folder, click New then click ASPX. This will create a new aspx that you will need to name. Name the file minimal.master and press ENTER. The file is now checked out and ready for editing. Double click the minimal.master file. If the file opens in Design View, switch to Code View.</p> <p>g. Copy the following code to the minimal.master page. This code includes the minimum set of content placeholders and controls required to work with the page layouts that are included in a default SharePoint installation. SharePoint requires a master page that includes a title, branding, logon functionality, search functionality, breadcrumb functionality, and basic structural elements such as page areas, separators, borders, consoles, and description placeholders. You can find a copy of this code and a detailed explanation at http://msdn.microsoft.com/en-us/library/aa660698.aspx.</p> <pre><!-- Identifies this page as a .master page written in Microsoft Visual C# and registers tag prefixes, namespaces, assemblies, and controls. --> <%@ Master language="C#" %> <!DOCTYPE html PUBLIC "-//W3C//DTD HTML 4.01 Transitional//EN" "http://www.w3.org/TR/html4/loose.dtd"> <%@ Import Namespace="Microsoft.SharePoint" %> <%@ Register Tagprefix="SPSWC"</pre>	Name	Size	Type	Modified Date	Editing Menu				en-us				Preview Images				AdvancedSearchLayout.aspx	6KB	aspx	11/13/2008 4:19 PM	AdventureWorkHome.aspx	2KB	aspx	11/13/2008 4:19 PM	ArticleLeft.aspx	5KB	aspx	11/13/2008 4:19 PM	ArticleLinks.aspx	4KB	aspx	11/13/2008 4:19 PM	ArticleRight.aspx	5KB	aspx	11/13/2008 4:19 PM	AWBlogLandingPage.aspx	4KB	aspx	8/19/2008 3:09 AM	AWCommunityLandingPage.aspx	10KB	aspx	9/24/2008 6:37 AM	AWDefault.master	12KB	master	11/5/2008 1:26 AM	AWDestGuideLandingPage.aspx	3KB	aspx	8/19/2008 1:32 AM	AWDestGuideOverview.aspx	8KB	aspx	9/23/2008 5:26 AM	AWDestGuideSectionPage.aspx	5KB	aspx	9/23/2008 3:46 AM	AWDiscussionBoardPage.aspx	5KB	aspx	8/19/2008 1:52 AM	AWGallery.aspx	5KB	aspx	7/14/2008 5:27 AM	AWHomePage.aspx	18KB	aspx	11/4/2008 6:11 AM	AWLogin.aspx	5KB	aspx	6/20/2008 12:02 AM	AWMessageBoardPage.aspx	5KB	aspx	9/24/2008 6:35 AM	AWPeopleSearchResults.aspx	21KB	aspx	8/8/2008 2:40 AM	AWRegister.aspx	3KB	aspx	6/20/2008 12:02 AM	AWSearchResults.aspx	21KB	aspx	7/4/2008 7:27 AM	AWWikiGuideLandingPage.aspx	6KB	aspx	6/26/2008 12:51 AM	BlackBand.master	11KB	master	11/13/2008 4:20 PM	BlackSingleLevel.master	11KB	master	11/13/2008 4:20 PM	BlackVertical.master	10KB	master	11/13/2008 4:20 PM	BlankWebPartPage.aspx	6KB	aspx	11/13/2008 4:20 PM	BlueBand.master	11KB	master	11/13/2008 4:20 PM	BlueGlassBand.master	11KB	master	11/13/2008 4:20 PM	BlueTabs.master	12KB	master	11/13/2008 4:20 PM	BlueVertical.master	10KB	master	11/13/2008 4:20 PM	default.master	21KB	master	6/26/2008 12:51 AM	default_copy(1).master	21KB	master	11/4/2008 5:35 AM	DefaultLayout.aspx	7KB	aspx	11/13/2008 4:20 PM	LiveMaps.aspx	4KB	aspx	8/21/2008 3:17 AM	NewsHomeLayout.aspx	6KB	aspx	11/13/2008 4:20 PM	OrangeSingleLevel.master	11KB	master	11/13/2008 4:20 PM	PageFromDocLayout.aspx	4KB	aspx	6/29/2008 7:15 AM	PageLayoutTemplate.aspx	2KB	aspx	11/13/2008 4:20 PM	PeopleSearchResults.aspx	10KB	aspx	11/13/2008 4:20 PM	RedirectPageLayout.aspx	3KB	aspx	11/13/2008 4:20 PM	ReportCenterLayout.aspx	6KB	aspx	11/13/2008 4:20 PM	SearchMain.aspx	5KB	aspx	11/13/2008 4:20 PM
Name	Size	Type	Modified Date																																																																																																																																																																														
Editing Menu																																																																																																																																																																																	
en-us																																																																																																																																																																																	
Preview Images																																																																																																																																																																																	
AdvancedSearchLayout.aspx	6KB	aspx	11/13/2008 4:19 PM																																																																																																																																																																														
AdventureWorkHome.aspx	2KB	aspx	11/13/2008 4:19 PM																																																																																																																																																																														
ArticleLeft.aspx	5KB	aspx	11/13/2008 4:19 PM																																																																																																																																																																														
ArticleLinks.aspx	4KB	aspx	11/13/2008 4:19 PM																																																																																																																																																																														
ArticleRight.aspx	5KB	aspx	11/13/2008 4:19 PM																																																																																																																																																																														
AWBlogLandingPage.aspx	4KB	aspx	8/19/2008 3:09 AM																																																																																																																																																																														
AWCommunityLandingPage.aspx	10KB	aspx	9/24/2008 6:37 AM																																																																																																																																																																														
AWDefault.master	12KB	master	11/5/2008 1:26 AM																																																																																																																																																																														
AWDestGuideLandingPage.aspx	3KB	aspx	8/19/2008 1:32 AM																																																																																																																																																																														
AWDestGuideOverview.aspx	8KB	aspx	9/23/2008 5:26 AM																																																																																																																																																																														
AWDestGuideSectionPage.aspx	5KB	aspx	9/23/2008 3:46 AM																																																																																																																																																																														
AWDiscussionBoardPage.aspx	5KB	aspx	8/19/2008 1:52 AM																																																																																																																																																																														
AWGallery.aspx	5KB	aspx	7/14/2008 5:27 AM																																																																																																																																																																														
AWHomePage.aspx	18KB	aspx	11/4/2008 6:11 AM																																																																																																																																																																														
AWLogin.aspx	5KB	aspx	6/20/2008 12:02 AM																																																																																																																																																																														
AWMessageBoardPage.aspx	5KB	aspx	9/24/2008 6:35 AM																																																																																																																																																																														
AWPeopleSearchResults.aspx	21KB	aspx	8/8/2008 2:40 AM																																																																																																																																																																														
AWRegister.aspx	3KB	aspx	6/20/2008 12:02 AM																																																																																																																																																																														
AWSearchResults.aspx	21KB	aspx	7/4/2008 7:27 AM																																																																																																																																																																														
AWWikiGuideLandingPage.aspx	6KB	aspx	6/26/2008 12:51 AM																																																																																																																																																																														
BlackBand.master	11KB	master	11/13/2008 4:20 PM																																																																																																																																																																														
BlackSingleLevel.master	11KB	master	11/13/2008 4:20 PM																																																																																																																																																																														
BlackVertical.master	10KB	master	11/13/2008 4:20 PM																																																																																																																																																																														
BlankWebPartPage.aspx	6KB	aspx	11/13/2008 4:20 PM																																																																																																																																																																														
BlueBand.master	11KB	master	11/13/2008 4:20 PM																																																																																																																																																																														
BlueGlassBand.master	11KB	master	11/13/2008 4:20 PM																																																																																																																																																																														
BlueTabs.master	12KB	master	11/13/2008 4:20 PM																																																																																																																																																																														
BlueVertical.master	10KB	master	11/13/2008 4:20 PM																																																																																																																																																																														
default.master	21KB	master	6/26/2008 12:51 AM																																																																																																																																																																														
default_copy(1).master	21KB	master	11/4/2008 5:35 AM																																																																																																																																																																														
DefaultLayout.aspx	7KB	aspx	11/13/2008 4:20 PM																																																																																																																																																																														
LiveMaps.aspx	4KB	aspx	8/21/2008 3:17 AM																																																																																																																																																																														
NewsHomeLayout.aspx	6KB	aspx	11/13/2008 4:20 PM																																																																																																																																																																														
OrangeSingleLevel.master	11KB	master	11/13/2008 4:20 PM																																																																																																																																																																														
PageFromDocLayout.aspx	4KB	aspx	6/29/2008 7:15 AM																																																																																																																																																																														
PageLayoutTemplate.aspx	2KB	aspx	11/13/2008 4:20 PM																																																																																																																																																																														
PeopleSearchResults.aspx	10KB	aspx	11/13/2008 4:20 PM																																																																																																																																																																														
RedirectPageLayout.aspx	3KB	aspx	11/13/2008 4:20 PM																																																																																																																																																																														
ReportCenterLayout.aspx	6KB	aspx	11/13/2008 4:20 PM																																																																																																																																																																														
SearchMain.aspx	5KB	aspx	11/13/2008 4:20 PM																																																																																																																																																																														

Tasks	Detailed Steps
	<pre> Namespace="Microsoft.SharePoint.Portal.WebControls" Assembly="Microsoft.SharePoint.Portal, Version=12.0.0.0, Culture=neutral, PublicKeyToken=71e9bce111e9429c" %> <%@ Register Tagprefix="SharePoint" Namespace="Microsoft.SharePoint.WebControls" Assembly="Microsoft.SharePoint, Version=12.0.0.0, Culture=neutral, PublicKeyToken=71e9bce111e9429c" %> <%@ Register Tagprefix="WebPartPages" Namespace="Microsoft.SharePoint.WebPartPages" Assembly="Microsoft.SharePoint, Version=12.0.0.0, Culture=neutral, PublicKeyToken=71e9bce111e9429c" %> <%@ Register Tagprefix="PublishingWebControls" Namespace="Microsoft.SharePoint.Publishing.WebControls" Assembly="Microsoft.SharePoint.Publishing, Version=12.0.0.0, Culture=neutral, PublicKeyToken=71e9bce111e9429c" %> <%@ Register Tagprefix="PublishingNavigation" Namespace="Microsoft.SharePoint.Publishing.Navigation" Assembly="Microsoft.SharePoint.Publishing, Version=12.0.0.0, Culture=neutral, PublicKeyToken=71e9bce111e9429c" %> <%@ Register TagPrefix="wssuc" TagName="welcome" src="~/_controltemplates/welcome.ascx" %> <%@ Register TagPrefix="wssuc" TagName="DesignModeConsole" src="~/_controltemplates/DesignModeConsole.ascx" %> <%@ Register TagPrefix="PublishingVariations" TagName="VariationsLabelMenu" src="~/_controltemplates/VariationsLabelMenu.ascx" %> <%@ Register Tagprefix="PublishingConsole" TagName="Console" src="~/_controltemplates/PublishingConsole.ascx" %> <%@ Register TagPrefix="PublishingSiteAction" TagName="SiteActionMenu" src="~/_controltemplates/PublishingActionMenu.ascx" %> <!-- Uses the Microsoft Office namespace and schema. -- %> <html> <WebPartPages:SPWebPartManager runat="server" /> <SharePoint:RobotsMetaTag runat="server" /><!-- The head section includes a content placeholder for the page title and links to CSS and ECMAScript (JScript, JavaScript) files that run on the server. --%> <head runat="server"> <asp:ContentPlaceholder runat="server" id="head"> <title> </pre>

Tasks	Detailed Steps
	<pre> <asp:ContentPlaceholder id="PlaceHolderPageTitle" runat="server" /> </title> </asp:ContentPlaceholder> <Sharepoint:CssLink runat="server" /> <asp:ContentPlaceholder id="PlaceHolderAdditionalPageHead" runat="server" /> </head> <!-- When loading the body of the .master page, SharePoint Server 2007 also loads the SpBodyOnLoadWrapper class. This class handles .js calls for the master page. --> <body onload="javascript:_spBodyOnLoadWrapper();" <!-- The SPWebPartManager manages all of the web part controls, functionality, and events that occur on a web page. --> <form runat="server" onsubmit="return _spFormOnSubmitWrapper();"> <wssuc:welcome id="explicitLogout" runat="server" /> <PublishingSiteAction:SiteActionMenu runat="server" /> <PublishingWebControls:AuthoringContainer id="authoringcontrols" runat="server"> <PublishingConsole:Console runat="server" /> </PublishingWebControls:AuthoringContainer><!-- The PlaceHolderMain content placeholder defines where to place the page content for all the content from the page layout. The page layout can overwrite any content placeholder from the master page. Example: The PlaceHolderLeftNavBar can overwrite the left navigation bar. --> <asp:ContentPlaceholder id="PlaceHolderMain" runat="server" /> <asp:Panel visible="false" runat="server"> <!-- These ContentPlaceHolders ensure all default SharePoint Server pages render with this master page. If the system master page is set to any default master page, the only content placeholders required are those that are overridden by your page layouts. --> <asp:ContentPlaceholder id="PlaceHolderSearchArea" runat="server"/> <asp:ContentPlaceholder id="PlaceHolderTitleBreadcrumb" runat="server"/> <asp:ContentPlaceholder </pre>

Tasks	Detailed Steps
	<pre data-bbox="544 193 1425 1390"> id="PlaceholderPageTitleInTitleArea" runat="server"/> <asp:ContentPlaceholder id="PlaceholderLeftNavBar" runat="server"/> <asp:ContentPlaceholder ID="PlaceholderPageImage" runat="server"/> <asp:ContentPlaceholder ID="PlaceholderBodyLeftBorder" runat="server"/> <asp:ContentPlaceholder ID="PlaceholderNavSpacer" runat="server"/> <asp:ContentPlaceholder ID="PlaceholderTitleLeftBorder" runat="server"/> <asp:ContentPlaceholder ID="PlaceholderTitleAreaSeparator" runat="server"/> <asp:ContentPlaceholder ID="PlaceholderMiniConsole" runat="server"/> <asp:ContentPlaceholder id="PlaceholderCalendarNavigator" runat ="server" /> <asp:ContentPlaceholder id="PlaceholderLeftActions" runat ="server"/> <asp:ContentPlaceholder id="PlaceholderPageDescription" runat ="server"/> <asp:ContentPlaceholder id="PlaceholderBodyAreaClass" runat ="server"/> <asp:ContentPlaceholder id="PlaceholderTitleAreaClass" runat ="server"/> <asp:ContentPlaceholder id="PlaceholderBodyRightMargin" runat="server" /> </asp:Panel> </form> </body> </html> </pre> <p data-bbox="506 1402 1438 1890"> h. Review the code to familiarize yourself with the required controls. You will now save this file to the masterpage folder so you can use it as a reference point in the future. i. Click File then Save. j. Right click on minimal.master in the Folder List task pane and click Check In. k. Select Publish a major version and click OK. Note that you can check in a minor version to leave the Master Page in draft for further review. You can also add comments for each Check In. l. When prompted to view or modify the approval status of the document, click Yes. A browser window will open on the Master Page Gallery page. If you receive an Access Denied message, click Sign In at the top right of the page. You will see a list of pages that have been Approved and pages that are Pending approval. m. Click on the drop down menu for minimal.master then click Approve/reject. n. Select Approved, enter any supporting comments then click OK. You can now </p>

Tasks	Detailed Steps
	<p>create new Page Layouts based on the minimal.master Master Page. Of course the minimal.master doesn't contain any branding so you'll need to build your Master Page from this solid foundation.</p> <ul style="list-style-type: none"> <li data-bbox="505 300 1430 457">o. To get started building your own custom Master Page, right click the masterpage folder, click New then click ASPX. This will create a new aspx that you will need to name. Name the file AWAlternative.master and press ENTER. The file is now checked out and ready for editing. Double click the AWAlternative.master file. If the file opens in Design View, switch to Code View. <li data-bbox="505 468 1430 590">p. Copy the following code to the AWAlternative.master page. This code provides basic branding for the Adventure Works sample site. You will now add all of the required SharePoint controls that are present in the minimal.master Master Page that you just created. <pre data-bbox="545 600 1430 1871"> <%-- START TAG PREFIXES, NAMESPACES, ASSEMBLIES AND CONTROLS --%> <%-- END TAG PREFIXES, NAMESPACES, ASSEMBLIES AND CONTROLS --%> <html xmlns="http://www.w3.org/1999/xhtml"> <head id="Head1" runat="server"> <meta http-equiv="Content-Type" content="text/html; charset=utf-8" /> <%-- START SHAREPOINT HEADER CONTENT --%> <%-- END SHAREPOINT HEADER CONTENT --%> </head> <body class="body" onload="javascript:_spBodyOnLoadwrapper();"> <%-- START WEB PART MANAGER --%> <%-- END WEB PART MANAGER --%> <form id="Form1" runat="server" onsubmit="return _spFormOnSubmitwrapper();"> <aw:BlogActivator ID="BlogActivator1" runat="server"/> <div id="container"> <div id="container_upper"> <div id="container_top_space"> <div id="main"> <div id="header"> <div class="logo"> </pre>

Tasks	Detailed Steps
	<pre> Skip to content Skip to navigation </div> <div class="header_form"> <fieldset> <legend>Search form</legend> <div class="search"> <AWUC:SearchBox ID="Search" runat="server"/> </div> </fieldset> <div class="clear">&nbsp;</div> <div class="search_logo"> <div style="float: right;"> <div class="sharepointLogin"> <!--Authentication for Authors only--> </div> <asp:ContentPlaceHolder ID="PlaceHolderWCMActions" runat="server"> <!-- START SITE ACTIONS MENU - -%> </pre>

Tasks	Detailed Steps
	<pre> --> </asp:ContentPlaceholder> </div> </div> </div> <div class="clear">&nbsp;</div> </div> <div id="navigation"> <div class="navigation_main"> <div class="navigation_main_top">&nbsp;</div> <div class="navigation_main_middle"> <!-- START SITE NAVIGATION --%> <!-- END SITE NAVIGATION --%> </div> <div class="navigation_main_bottom">&nbsp;</div> </div> <div class="navigation_profile"> <div class="navigation_profile_top">&nbsp;</div> <div class="navigation_profile_middle"> <div class="AspNet-Menu-Vertical"> <ul class="AspNet-Menu"> <asp:LoginView runat="server"> <AnonymousTemplate> </li </pre>

Tasks	Detailed Steps
	<pre> class="AspNet-Menu-Leaf-p1"> Register class="AspNet-Menu-Leaf-p1 last"> Login </AnonymousTemplate> <LoggedInTemplate> class="AspNet-Menu-Leaf-p2"> My Adventure Works class="AspNet-Menu-Leaf-p1 last"><asp:LoginStatus runat="server" id="LoginStatus1"></asp:LoginStatus> </LoggedInTemplate> </asp:LoginView> </div> </div> <div class="navigation_profile_bottom">&nbsp;</div> </div> <div class="clear">&nbsp;</div> </div> <!-- Console --> </pre>

Tasks	Detailed Steps
	<pre> <div class="console"> <PublishingConsole:Console runat="server"/> </div> <table cellpadding="0" cellspacing="0" width="100%"> <tr> <td width="100%"> <asp:ContentPlaceHolder id="PlaceHolderTitleBreadcrumb" visible="false" runat="server"> <div class="breadcrumb"> <asp:SiteMapPath ID="siteMapPath" Runat="server" SiteMapProvider="CurrentNavSiteMapProviderNoEncode" RenderCurrentNodeAsLink="false" CurrentNodeStyle-CssClass="breadcrumbCurrent" NodeStyle-CssClass="ms-sitemapdirectional"/> </div> </asp:ContentPlaceHolder> </td> <td> <asp:ContentPlaceHolder ID="PlaceHolderMiniConsole" runat="server" /> </td> </tr> </table> <asp:ContentPlaceHolder ID="PlaceHolderPageTitleFullwidth" runat="server" /> <div id="content"> <div class="leftcolumn"> <asp:ContentPlaceHolder id="PlaceHolderMain" </pre>

Tasks	Detailed Steps
	<pre> runat="server" /> </div> <div class="rightcolumn"> <asp:ContentPlaceholder id="PlaceHolderRightColumn" runat="server"> <!-- Default content in the right hand column -- > <div class="collage_image"> </div> <div class="buddysearch"> <div class="buddysearch_label"> </div> <div class="buddysearch_form"> <fieldset> <legend>Find a buddy form</legend> <AWUC:SearchBox ID="BuddySearch" SearchBoxCssClass="input_border textfield" SearchButtonImage="/Style%20Library/images/aw/bt n_countrysearch.gif" </pre>

Tasks	Detailed Steps
	<pre> SearchResultsPage="/pages/peoplesearchresults.aspx" SearchLabel="" runat="server"/> </fieldset> </div> <div class="clear">&nbsp;</div> </div> <div class="destguide_otherdestinations"> <div class="heading bg_otherdestinations"> <div class="heading_top">&nbsp;</div> <div class="heading_middle"> <h2>Destinations guide</h2> </div> <div class="heading_bottom">&nbsp;</div> </div> <!-- START WEB PART ZONE --> <!-- END WEB PART ZONE --></div> </pre>

Tasks	Detailed Steps
	<pre> </asp:ContentPlaceholder> </div> <div class="clear">&#160;</div> <asp:ContentPlaceholder id="PlaceholderSearchArea" runat="server"/> <asp:ContentPlaceholder id="PlaceholderCalendarNavigator" runat="server" /> <asp:ContentPlaceholder id="PlaceholderLeftNavBarTop" runat="server" /> <asp:ContentPlaceholder id="PlaceholderLeftNavBar" runat="server"/> <asp:ContentPlaceholder id="PlaceholderLeftActions" runat="server" /> <asp:ContentPlaceholder id="PlaceholderNavSpacer" runat="server"/> <div class="hidden"> <asp:ContentPlaceholder id="PlaceholderPageTitleInTitleArea" runat="server" /> <wssuc:welcome id="explicitLogout" runat="server"/> </div> </div> </div> </div> </div> <div id="footer_container"> <div id="footer_content"> &nbsp;&copy;2008 Microsoft, All rights reserved </pre>

Tasks	Detailed Steps
	<pre> </div> </div> <!-- START HIDDEN PLACEHOLDERS --> <!-- END HIDDEN PLACEHOLDERS --> </form> <script type="text/javascript"> function ProcessImn() { /* if (EnsureIMNControl() && IMNControlObj.PresenceEnabled) { imnElems=document.getElementsByName("imnmark"); imnElemsCount=imnElems.length; ProcessImnMarkers(); } */ } function ProcessImnMarkers() { /* for (i=0;i<imnMarkerBatchSize;++i) { if (imnCount==imnElemsCount) return; IMNRC(imnElems[imnCount].sip,imnElems[imnCount]); imnCount++; } setTimeout("ProcessImnMarkers()",imnMarkerBatchDelay); */ } </script> </body> </html> </pre> <p>q. The first fragment of code you need to add registers tag prefixes, name spaces, assemblies and custom controls. Find the following comment in the</p>

Tasks	Detailed Steps
	<p>AWAlternative.master.</p> <pre> <!-- START TAG PREFIXES, NAMESPACES, ASSEMBLIES AND CONTROLS --%> <!-- END TAG PREFIXES, NAMESPACES, ASSEMBLIES AND CONTROLS --%> </pre> <p>r. Insert the following code within the comment.</p> <pre> <%@ master language="C#" %> <!DOCTYPE html PUBLIC "-//W3C//DTD XHTML 1.0 Transitional//EN" "http://www.w3.org/TR/xhtml1/DTD/xhtml1-transitional.dtd"> <%@ Import Namespace="Microsoft.SharePoint" %> <%@ Register Tagprefix="SPSWC" Namespace="Microsoft.SharePoint.Portal.WebControls" Assembly="Microsoft.SharePoint.Portal, Version=12.0.0.0, Culture=neutral, PublicKeyToken=71e9bce111e9429c" %> <%@ Register Tagprefix="SharePoint" Namespace="Microsoft.SharePoint.WebControls" Assembly="Microsoft.SharePoint, Version=12.0.0.0, Culture=neutral, PublicKeyToken=71e9bce111e9429c" %> <%@ Register Tagprefix="WebPartPages" Namespace="Microsoft.SharePoint.WebPartPages" Assembly="Microsoft.SharePoint, Version=12.0.0.0, Culture=neutral, PublicKeyToken=71e9bce111e9429c" %> <%@ Register Tagprefix="PublishingWebControls" Namespace="Microsoft.SharePoint.Publishing.WebControls" Assembly="Microsoft.SharePoint.Publishing, Version=12.0.0.0, Culture=neutral, PublicKeyToken=71e9bce111e9429c" %> <%@ Register Tagprefix="PublishingNavigation" Namespace="Microsoft.SharePoint.Publishing.Navigation" Assembly="Microsoft.SharePoint.Publishing, Version=12.0.0.0, Culture=neutral, PublicKeyToken=71e9bce111e9429c" %> <%@ Register TagPrefix="wssuc" TagName="welcome" src="~/_controltemplates/welcome.ascx" %> <%@ Register TagPrefix="wssuc" TagName="DesignModeConsole" src="~/_controltemplates/DesignModeConsole.ascx" %> <%@ Register TagPrefix="PublishingVariations" TagName="VariationsLabelMenu" src="~/_controltemplates/VariationsLabelMenu.ascx" %> <%@ Register Tagprefix="PublishingConsole" TagName="Console" src="~/_controltemplates/PublishingConsole.ascx" %> <%@ Register TagPrefix="PublishingSiteAction" TagName="SiteActionMenu" src="~/_controltemplates/PublishingActionMenu.ascx" %> </pre>

Tasks	Detailed Steps
	<pre data-bbox="545 195 1425 422"> <%@ Register Tagprefix="aw" namespace="Adventureworks.WebControls" assembly="Adventureworks.WebControls, Version=1.0.0.0, Culture=neutral, PublicKeyToken=37ac3d5539dcb27a" %> <%@ Register TagPrefix="AWUC" TagName="SearchBox" Src="~/_controltemplates/adventureworks/SearchBox.ascx" %> </pre> <p data-bbox="506 436 1414 495">s. You now need to add code to specify the page title and any associate style sheets. Find the following comment in the AWAlternative.master.</p> <pre data-bbox="545 506 1203 611"> <%-- START SHAREPOINT HEADER CONTENT --%> <%-- END SHAREPOINT HEADER CONTENT --%> </pre> <p data-bbox="506 625 1037 653">t. Insert the following code within the comment.</p> <pre data-bbox="545 663 1425 1860"> <SharePoint:RobotsMetaTag runat="server"></SharePoint:RobotsMetaTag> <title> <asp:ContentPlaceHolder id="PlaceholderPageTitle" runat="server" /> <SharePoint:EncodedLiteral runat="server" text=" - Adventure Works" EncodeMethod="HtmlEncode" __designer:Preview=" - Adventure Works" __designer:Values="&lt;P N='Text' T=' - Adventure Works' /&gt;&lt;P N='ID' T='ct101' /&gt;&lt;P N='Page' ID='1' /&gt;&lt;P N='TemplateControl' ID='2' /&gt;&lt;P N='AppRelativeTemplateSourceDirectory' R='-1' /&gt;"/> </title> <Sharepoint:CssLink ID="CssLink1" DefaultUrl="<% \$SPUrl:~SiteCollection/Style Library/AW/main.css%" runat="server"/> <Sharepoint:CssRegistration name="<% \$SPUrl:~SiteCollection/Style Library/AW/navigation.css%" runat="server"/> <!--[if lte IE 6]> <link rel="stylesheet" type="text/css" href="<% \$SPUrl:~SiteCollection/Style%20Library/AW/ie6.css%" media="screen" /> <![endif]--> <asp:ContentPlaceHolder id="PlaceholderAdditionalPageHead" runat="server"> </asp:ContentPlaceHolder> <link rel="shortcut icon" href="<% \$SPUrl:~SiteCollection/Style%20Library/images/AW/favico n.ico%" /> </pre> <p data-bbox="506 1875 1414 1902">u. You now need to add code to manage Web Part controls, functionality, and events</p>

Tasks	Detailed Steps
	<p>that occur on the page. Find the following comment in the AWAlternative.master.</p> <pre data-bbox="545 233 1057 260"><!-- START WEB PART MANAGER --></pre> <pre data-bbox="545 317 1024 344"><!-- END WEB PART MANAGER --></pre> <p>v. Insert the following code within the comment.</p> <pre data-bbox="545 394 1393 453"><WebPartPages:SPWebPartManager ID="SPWebPartManager1" runat="server"/></pre> <p>w. You now need to add code to render the Site Actions menu. Find the following comment in the AWAlternative.master.</p> <pre data-bbox="545 537 1073 564"><!-- START SITE ACTIONS MENU --></pre> <pre data-bbox="545 621 1057 648"><!-- END SITE ACTIONS MENU --></pre> <p>x. Insert the following code within the comment.</p> <pre data-bbox="545 699 1370 758"><PublishingSiteAction:SiteActionMenu runat="server"/></pre> <p>y. You now need to add code to render the site navigation. There are two main elements to the site navigation code. The first element specifies a custom control for rendering the site navigation, along with the associated CSS style. The second element specifies the navigation provider that provides the site hierarchy to the navigation control. Find the following comment in the AWAlternative.master.</p> <pre data-bbox="545 936 1040 963"><!-- START SITE NAVIGATION --></pre> <pre data-bbox="545 1020 1008 1047"><!-- END SITE NAVIGATION --></pre> <p>z. Insert the following code within the comment.</p> <pre data-bbox="545 1098 1425 1803"><!-- Current Navigation --> <aw:Menu ID="CurrentNav" runat="server" datasourceID="SiteMapDS" orientation="Vertical" StaticDisplayLevels="1" MaximumDynamicDisplayLevels="0" StaticSubMenuIndent="1" ItemWrap="true" AccessKey="3" CssClass="leftNav"></aw:Menu> <PublishingNavigation:PortalSiteMapDataSource ID="SiteMapDS" Runat="server" SiteMapProvider="GlobalNavSiteMapProvider" EnableViewState="false" StartFromCurrentNode="true" StartingNodeOffset="0" ShowStartingNode="false" TrimNonCurrentTypes="Heading"/></pre> <p>aa. Finally, you need to add code to define then hide any SharePoint Content Place Holders that are required to enable default pages to render but may not be required as part of your site branding. Find the following comment in the</p>

Tasks	Detailed Steps
	<p>AWAlternative.master.</p> <pre data-bbox="545 233 1105 342"> <!-- START HIDDEN PLACEHOLDERS --%> <!-- END HIDDEN PLACEHOLDERS --%> </pre> <p>bb. Insert the following code within the comment.</p> <pre data-bbox="545 394 1409 1213"> <!-- SharePoint content placeholders --> <asp:panel ID="Panel1" visible="false" runat="server"> <asp:ContentPlaceHolder ID="PlaceholderPageImage" runat="server" /> <asp:ContentPlaceHolder ID="PlaceholderBodyLeftBorder" runat="server" /> <asp:ContentPlaceHolder ID="PlaceholderTitleLeftBorder" runat="server" /> <asp:ContentPlaceHolder ID="PlaceholderTitleAreaSeparator" runat="server" /> <asp:ContentPlaceHolder ID="OSSConsole" runat="server" /> <asp:ContentPlaceHolder ID="PlaceholderTitleRightMargin" runat="server" /> <asp:ContentPlaceHolder id="PlaceholderPageDescription" runat ="server" /> <asp:ContentPlaceHolder id="PlaceholderBodyAreaClass" runat ="server" /> <asp:ContentPlaceHolder id="PlaceholderTitleAreaClass" runat ="server" /> <asp:ContentPlaceHolder id="PlaceholderBodyRightMargin" runat="server" /> </asp:panel> </pre> <p>cc. Review the code to ensure that you have built the Master Page correctly. You will now save this file to the masterpage folder and change the site settings so that the Adventure Works sample site uses the AWAlternative.master Master Page.</p> <p>dd. Click File then Save.</p> <p>ee. Right click on AWAlternative.master in the Folder List task pane and click Check In.</p> <p>ff. Select Publish a major version and click OK. Note that you can check in a minor version to leave the Master Page in draft for further review. You can also add comments for each Check In.</p> <p>gg. When prompted to view or modify the approval status of the document, click Yes. A browser window will open on the Master Page Gallery page. If you receive an Access Denied message, click Sign In at the top right of the page. You will see a list of pages that have been Approved and pages that are Pending approval.</p> <p>hh. Click on the drop down menu for AWAlternative.master then click Approve/reject.</p> <p>ii. Select Approved, enter any supporting comments then click OK. You can now change the site settings so that the Adventure Works sample site uses the AWAlternative.master Master Page.</p> <p>jj. The code for the finished AWAlternative.master Master Page is included below for your reference.</p>

Tasks	Detailed Steps
	<pre> <!-- START TAG PREFIXES, NAMESPACES, ASSEMBLIES AND CONTROLS --> <%@ master language="C#" %> <!DOCTYPE html PUBLIC "-//W3C//DTD XHTML 1.0 Transitional//EN" "http://www.w3.org/TR/xhtml1/DTD/xhtml1-transitional.dtd"> <%@ Import Namespace="Microsoft.SharePoint" %> <%@ Register Tagprefix="SPSWC" Namespace="Microsoft.SharePoint.Portal.WebControls" Assembly="Microsoft.SharePoint.Portal, Version=12.0.0.0, Culture=neutral, PublicKeyToken=71e9bce111e9429c" %> <%@ Register Tagprefix="SharePoint" Namespace="Microsoft.SharePoint.WebControls" Assembly="Microsoft.SharePoint, Version=12.0.0.0, Culture=neutral, PublicKeyToken=71e9bce111e9429c" %> <%@ Register Tagprefix="WebPartPages" Namespace="Microsoft.SharePoint.WebPartPages" Assembly="Microsoft.SharePoint, Version=12.0.0.0, Culture=neutral, PublicKeyToken=71e9bce111e9429c" %> <%@ Register Tagprefix="PublishingWebControls" Namespace="Microsoft.SharePoint.Publishing.WebControls" Assembly="Microsoft.SharePoint.Publishing, Version=12.0.0.0, Culture=neutral, PublicKeyToken=71e9bce111e9429c" %> <%@ Register Tagprefix="PublishingNavigation" Namespace="Microsoft.SharePoint.Publishing.Navigation" Assembly="Microsoft.SharePoint.Publishing, Version=12.0.0.0, Culture=neutral, PublicKeyToken=71e9bce111e9429c" %> <%@ Register TagPrefix="wssuc" TagName="welcome" src="~/_controltemplates/welcome.ascx" %> <%@ Register TagPrefix="wssuc" TagName="DesignModeConsole" src="~/_controltemplates/DesignModeConsole.ascx" %> <%@ Register TagPrefix="PublishingVariations" TagName="VariationsLabelMenu" src="~/_controltemplates/VariationsLabelMenu.ascx" %> <%@ Register Tagprefix="PublishingConsole" TagName="Console" src="~/_controltemplates/PublishingConsole.ascx" %> <%@ Register TagPrefix="PublishingSiteAction" TagName="SiteActionMenu" src="~/_controltemplates/PublishingActionMenu.ascx" %> <%@ Register Tagprefix="aw" namespace="AdventureWorks.WebControls" assembly="AdventureWorks.WebControls, Version=1.0.0.0, Culture=neutral, PublicKeyToken=37ac3d5539dcb27a" %> <%@ Register TagPrefix="AWUC" TagName="SearchBox" </pre>

Tasks	Detailed Steps
	<pre> Src="~/_controltemplates/adventureworks/SearchBox.ascx" %> <!-- END TAG PREFIXES, NAMESPACES, ASSEMBLIES AND CONTROLS --> <html xmlns="http://www.w3.org/1999/xhtml"> <head id="Head1" runat="server"> <meta http-equiv="Content-Type" content="text/html; charset=utf-8" /> <!-- START SHAREPOINT HEADER CONTENT --> <SharePoint:RobotsMetaTag runat="server"></SharePoint:RobotsMetaTag> <title> <asp:ContentPlaceHolder id="PlaceholderPageTitle" runat="server" /> <SharePoint:EncodedLiteral runat="server" text=" - Adventure Works" EncodeMethod="HtmlEncode" __designer:Preview=" - Adventure Works" __designer:Values="&lt;P N='Text' T=' - Adventure Works' /&gt;&lt;P N='ID' T='ct101' /&gt;&lt;P N='Page' ID='1' /&gt;&lt;P N='TemplateControl' ID='2' /&gt;&lt;P N='AppRelativeTemplateSourceDirectory' R='-1' /&gt;"/> </title> <Sharepoint:CssLink ID="CssLink1" DefaultUrl="<% \$SPUrl:~SiteCollection/Style Library/AW/main.css%" runat="server"/> <Sharepoint:CssRegistration name="<% \$SPUrl:~SiteCollection/Style Library/AW/navigation.css%" runat="server"/> <!--[if lte IE 6]> <link rel="stylesheet" type="text/css" href="<% \$SPUrl:~SiteCollection/Style%20Library/AW/ie6.css%" media="screen" /> <![endif]--> <asp:ContentPlaceHolder id="PlaceholderAdditionalPageHead" runat="server"> </asp:ContentPlaceHolder> <link rel="shortcut icon" href="<% \$SPUrl:~SiteCollection/Style%20Library/images/AW/favico n.ico%" /> <!-- END SHAREPOINT HEADER CONTENT --> </head> </pre>

Tasks	Detailed Steps
	<pre> <body class="body" onload="javascript:_spBodyOnLoadWrapper();" <!-- START WEB PART MANAGER --> <WebPartPages:SPWebPartManager ID="SPWebPartManager1" runat="server"/> <!-- END WEB PART MANAGER --> <form id="Form1" runat="server" onsubmit="return _spFormOnSubmitWrapper();"> <aw:BlogActivator ID="BlogActivator1" runat="server"/> <div id="container"> <div id="container_upper"> <div id="container_top_space"> <div id="main"> <div id="header"> <div class="logo"> <a >="" >skip="" <="" <awuc:searchbox="" <div="" <fieldset>="" <legend>search="" <="" <a="" <img="" a>="" accesskey="n" alt="Adventure Works" class="search" content<="" div>="" fieldset>="" form<="" href="#navigation" id="Search" legend>="" navigation<="" pre="" runat="server" src="http://authoring.adventure- works.com/Style%20Library/images/aw/logo_adventureworks .gif" title="Skip to navigation" to=""> </pre>

Tasks	Detailed Steps
	<pre> class="clear">&nbsp;</div> class="search_logo"> <div style="float: right;"> <div class="sharepointLogin"> <!--Authentication for Authors only--> </div> <asp:ContentPlaceHolder ID="PlaceHolderWCMActions" runat="server"> <!-- START SITE ACTIONS MENU - -%> <PublishingSiteAction:SiteActionMenu runat="server"/> <!-- END SITE ACTIONS MENU -- %> </asp:ContentPlaceHolder> </div> </div> class="clear">&nbsp;</div> class="navigation_main"> class="navigation_main_top">&nbsp;</div> class="navigation_main_middle"> <!-- START SITE NAVIGATION --%> </pre>

Tasks	Detailed Steps
	<pre> <!-- Current Navigation --> <aw:Menu ID="CurrentNav" runat="server" datasourceID="SiteMapDS" orientation="Vertical" StaticDisplayLevels="1" MaximumDynamicDisplayLevels="0" StaticSubMenuIndent="1" ItemWrap="true" AccessKey="3" CssClass="leftNav"></aw:Menu> <PublishingNavigation:PortalSiteMapDataSource ID="SiteMapDS" Runat="server" SiteMapProvider="GlobalNavSiteMapProvider" EnableViewState="false" StartFromCurrentNode="true" StartingNodeOffset="0" ShowStartingNode="false" TrimNonCurrentTypes="Heading"/> <%-- END SITE NAVIGATION --%> </div> <div class="navigation_main_bottom">&nbsp;</div> </div> <div class="navigation_profile"> <div class="navigation_profile_top">&nbsp;</div> <div class="navigation_profile_middle"> <div class="AspNet-Menu-Vertical"> <ul class="AspNet-Menu"> <asp:LoginView runat="server"> <AnonymousTemplate> <li class="AspNet-Menu-Leaf-p1"> <a </pre>

Tasks	Detailed Steps
	<pre> href="http://authoring.adventure- works.com/pages/register.aspx" class="AspNet-Menu- Link">Register <li class="AspNet-Menu-Leaf-p1 last"> Login </AnonymousTemplate> <LoggedInTemplate> <li class="AspNet-Menu-Leaf-p2"> My Adventure Works <li class="AspNet-Menu-Leaf-p1 last"><asp:LoginStatus runat="server" id="LoginStatus1"></asp:LoginStatus> </LoggedInTemplate> </asp:LoginView> </div> </div> <div class="navigation_profile_bottom">&nbsp;</div> </div> <div class="clear">&nbsp;</div> </div> <!-- Console --> <div class="console"> <PublishingConsole:Console runat="server"/> </pre>

Tasks	Detailed Steps
	<pre> </div> <table cellpadding="0" cellspacing="0" width="100%"> <tr> <td width="100%"> <asp:ContentPlaceHolder id="PlaceHolderTitleBreadcrumb" visible="false" runat="server"> <div class="breadcrumb"> <asp:SiteMapPath ID="siteMapPath" Runat="server" SiteMapProvider="CurrentNavSiteMapProviderNoEncode" RenderCurrentNodeAsLink="false" CurrentNodeStyle-CssClass="breadcrumbCurrent" NodeStyle-CssClass="ms-sitemapdirectional"/> </div> </asp:ContentPlaceHolder> </td> <td> <asp:ContentPlaceHolder ID="PlaceHolderMiniConsole" runat="server" /> </td> </tr> </table> <asp:ContentPlaceHolder ID="PlaceHolderPageTitleFullwidth" runat="server" /> <div id="content"> <div class="leftcolumn"> <asp:ContentPlaceHolder id="PlaceHolderMain" runat="server" /> </div> </pre>



Tasks	Detailed Steps
	<pre> <div class="rightcolumn"> <asp:ContentPlaceHolder id="PlaceholderRightColumn" runat="server"> <!-- Default content in the right hand column -- > <div class="collage_image"> </div> <div class="buddysearch"> <div class="buddysearch_label"> </div> <div class="buddysearch_form"> <fieldset> <legend>Find a buddy form</legend> <AWUC:SearchBox ID="BuddySearch" SearchBoxCssClass="input_border textfield" SearchButtonImage="/Style%20Library/images/aw/bt n_countrysearch.gif" SearchResultsPage="/pages/peoplesearchresults.as px" </div> </div> </div> </div> </pre>

Tasks	Detailed Steps
	<pre> SearchLabel="" runat="server"/> </fieldset> </div> <div class="clear">&nbsp;</div> </div> <div class="destguide_otherdestinations"> <div class="heading bg_otherdestinations"> <div class="heading_top">&nbsp;</div> <div class="heading_middle"> <h2>Destinations guide</h2> </div> <div class="heading_bottom">&nbsp;</div> </div> <!-- START WEB PART ZONE --> <!-- END WEB PART ZONE --></div> </asp:ContentPlaceHolder> </div> <div </pre>

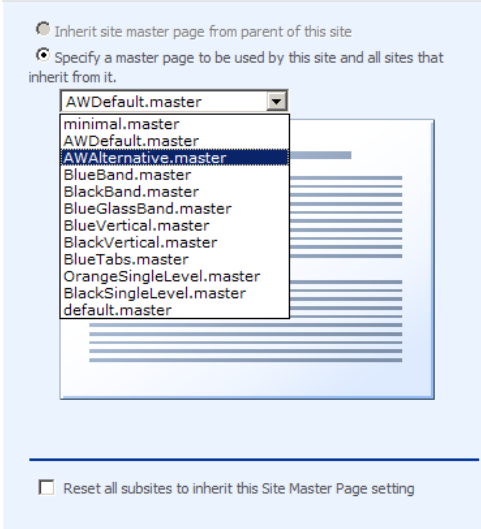
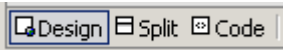
Tasks	Detailed Steps
	<pre> class="clear">&#160;</div> <asp:ContentPlaceHolder id="PlaceHolderSearchArea" runat="server"/> <asp:ContentPlaceHolder id="PlaceHolderCalendarNavigator" runat="server" /> <asp:ContentPlaceHolder id="PlaceHolderLeftNavBarTop" runat="server" /> <asp:ContentPlaceHolder id="PlaceHolderLeftNavBar" runat="server"/> <asp:ContentPlaceHolder id="PlaceHolderLeftActions" runat="server" /> <asp:ContentPlaceHolder id="PlaceHolderNavSpacer" runat="server"/> <div class="hidden"> <asp:ContentPlaceHolder id="PlaceHolderPageTitleInTitleArea" runat="server" /> <wssuc:welcome id="explicitLogout" runat="server"/> </div> </div> </div> </div> </div> </div> <div id="footer_container"> <div id="footer_content"> &nbsp;&copy;2008 Microsoft, All rights reserved </div> </div> </pre>

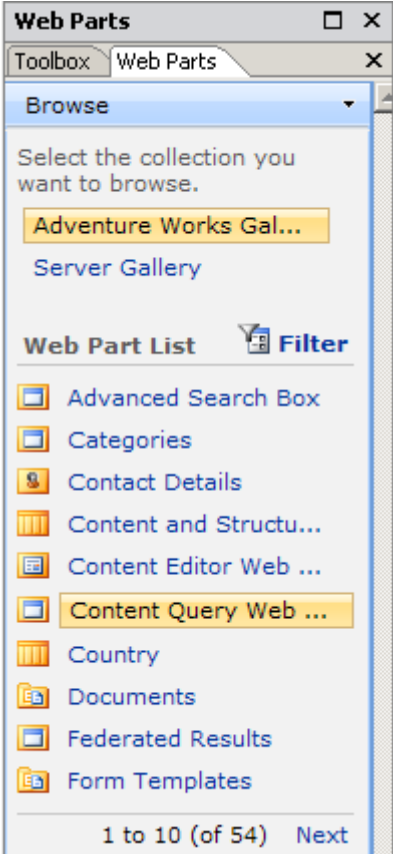
Tasks	Detailed Steps
	<pre> <%-- START HIDDEN PLACEHOLDERS --%> <!-- SharePoint content placeholders --> <asp:panel ID="Panel1" visible="false" runat="server"> <asp:ContentPlaceHolder ID="PlaceholderPageImage" runat="server" /> <asp:ContentPlaceHolder ID="PlaceholderBodyLeftBorder" runat="server" /> <asp:ContentPlaceHolder ID="PlaceholderTitleLeftBorder" runat="server" /> <asp:ContentPlaceHolder ID="PlaceholderTitleAreaSeparator" runat="server" /> <asp:ContentPlaceHolder ID="OSSConsole" runat="server" /> <asp:ContentPlaceHolder ID="PlaceholderTitleRightMargin" runat="server" /> <asp:ContentPlaceHolder id="PlaceholderPageDescription" runat ="server" /> <asp:ContentPlaceHolder id="PlaceholderBodyAreaClass" runat ="server" /> <asp:ContentPlaceHolder id="PlaceholderTitleAreaClass" runat ="server" /> <asp:ContentPlaceHolder id="PlaceholderBodyRightMargin" runat="server" /> </asp:panel> <%-- END HIDDEN PLACEHOLDERS --%> </form> <script type="text/javascript"> function ProcessImn() { /* if (EnsureIMNControl() && IMNControlObj.PresenceEnabled) { imnElems=document.getElementsByName("imnmark"); imnElemsCount=imnElems.length; ProcessImnMarkers(); } */ } function ProcessImnMarkers() { /* for (i=0;i<imnMarkerBatchSize;++i) </pre>

Tasks	Detailed Steps
	<pre> { if (imnCount==imnElemsCount) return; IMNRC(imnElems[imnCount].sip,imnElems[imnCount]); imnCount++; } setTimeout("ProcessImnMarkers()",imnMarkerBatchDelay); */ } </script> </body> </html> </pre>
<p>2. Change the site Master Page to use AWAlternative.master</p>	<p>a. Open Internet Explorer and browse to the Adventure Works homepage: http://authoring.adventure-works.com</p>

Tasks	Detailed Steps
	 <p>Note: Notice that this is the internal entry point for Adventure Works that is used by content authors and editors. This site is running under Windows Based Authentication.</p> <p>b. Click on the Login button on the home page. As this site is part of the Local intranet, your credentials will automatically be passed through and you should now see the Site Actions menu.</p> 

Tasks	Detailed Steps
	<div data-bbox="711 226 1193 420" data-label="Image"> </div> <p data-bbox="505 432 1377 495">c. Click on the Site Actions menu and select Site Settings then Modify All Site Settings.</p> <div data-bbox="711 499 1193 1014" data-label="Image"> </div> <p data-bbox="505 1054 1130 1085">d. Under the Look and Feel heading, click Master page.</p> <div data-bbox="505 1098 1429 1858" data-label="Image"> </div>

Tasks	Detailed Steps
	<p>e. From the Show Group drop down list, select Adventure Works.</p> <p>f. Select AWAlternative.master from the Specify a master page... drop down list.</p>  <p>g. Click OK.</p> <p>h. Click on the Adventure Works link in the top left corner of the page to return to the home page. The page should render correctly using your alternative Master Page.</p> <p>i. Click on Community. You should notice that the Destinations Guide heading is visible but no longer contains any roll up content. In the next task you will make changes to your alternative Master Page, leveraging the Content Query Web Part to show a list of destinations under this heading.</p>
<p>3. Adding a Content Query Web Part to the Master Page</p>	<p>a. Select Start Menu All Programs Microsoft Office Microsoft Office SharePoint Designer 2007.</p> <p>b. In SharePoint Designer, select File Open Site ...</p> <p>c. Enter http://authoring.adventure-works.com into the site name box and click Open.</p> <p>d. Note: When using SharePoint Designer, always use the Windows authentication version of the site, otherwise you may encounter problems.</p> <p>e. If prompted, login as litwareinc\administrator, password pass@word1.</p> <p>f. In the Folder List window, you can see the site structure. Expand the _catalogs folder then expand and select the masterpage (Master Page Gallery) folder. You will see a list of all the Master Page and Page Layout templates available within this site. Note that there is only one Master Page Gallery per site collection.</p> <p>g. Right click AWAlternative.master then click Check Out. A green tick will appear on the left side of the file name indicating that you have successfully performed a Check Out.</p> <p>h. Double click AWAlternative.master. The AWAlternative Master Page will be opened and SharePoint Designer will load the Page Layout in Design View. Switch to Code View.</p>  <p>i. You will now add a Web Part Zone to contain the Content Query Web Part. Find the following comment in the AWAlternative.master.</p> <pre data-bbox="545 1843 1013 1875"><!-- START WEB PART ZONE --></pre>

Tasks	Detailed Steps
	<p data-bbox="545 197 976 222"><%-- END WEB PART ZONE --%></p> <p data-bbox="505 237 1430 653"> j. Place the cursor in within the comment and then switch to Design View so that you can add a Web Part to the Master Page. To add a Web Part, you will need to open the Web Parts task pane. To do this, click on Task Panes in the SharePoint Designer menu bar then select Web Parts. The Web Parts task pane will appear in the right hand side of the SharePoint Designer window.</p> <p data-bbox="505 405 1430 653"> k. Click and drag the Content Query Web Part on to the page. Note that you cannot place Web Part Zones within a Master page so you are adding the Web Part directly in to the Master Page. This means that content contributors will not be able to modify the Web Part. This method allows you to leverage the power of Web Parts while maintaining complete control over page branding. In Exercise 3, you will place a Web Part in a Web Part Zone, allowing content contributors to make changes to the Web Part, remove the Web Part and add new Web Parts to the page.</p> <div data-bbox="797 659 1187 1507" style="text-align: center;">  </div> <p data-bbox="505 1514 1430 1894"> l. Right click the Content Query Web Part then click Web Part Properties.... The Web Part Properties dialog box will open so that you can change the settings for the Web Part.</p> <p data-bbox="505 1619 1430 1671"> m. Expand the Query settings and select Show items from the following site and all subsites.</p> <p data-bbox="505 1688 1187 1713"> n. Click Browse, click Destination Guides and then click OK.</p> <p data-bbox="505 1730 1430 1782"> o. Select Adventure Works Content Types from the Show items of this content type group drop down list.</p> <p data-bbox="505 1799 1430 1852"> p. Select Destination Guide Overview Page from the Show items of this content type drop down list.</p> <p data-bbox="505 1869 1430 1894"> q. Expand the Presentation settings and select Title from the Sort items by drop </p>

Tasks	Detailed Steps
	<p>down list.</p> <ul style="list-style-type: none"> r. Expand the Appearance settings and select None from the Chrome Type drop down list. s. Click OK. t. Click File then Save. u. Right click on AWAlternative.master in the Folder List task pane and click Check In. v. Select Publish a major version and click OK. Note that you can check in a minor version to leave the Master Page in draft for further review. You can also add comments for each Check In. w. When prompted to view or modify the approval status of the document, click Yes. A browser window will open on the Master Page Gallery page. If you receive an Access Denied message, click Sign In at the top right of the page. You will see a list of pages that have been Approved and pages that are Pending approval. x. Click on the drop down menu for AWAlternative.master then click Approve/reject. y. Select Approved, enter any supporting comments then click OK. You can now change the site settings so that the Adventure Works sample site uses the AWAlternative.master Master Page.